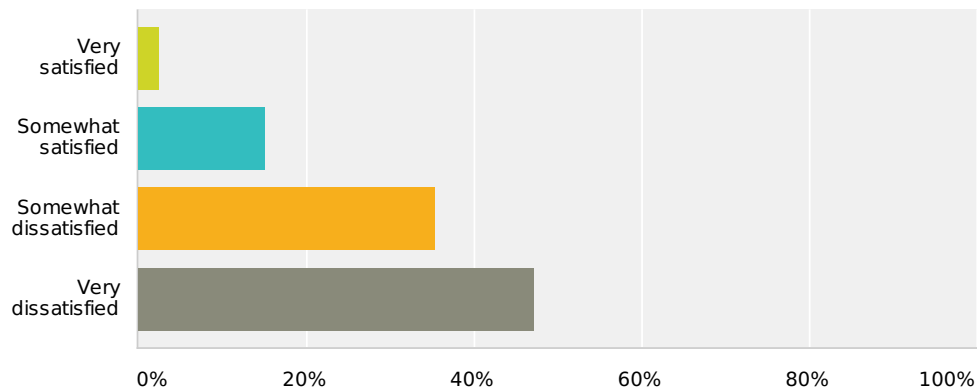


Q1 In general, are you satisfied or dissatisfied with the way things are going in the Postal Service?

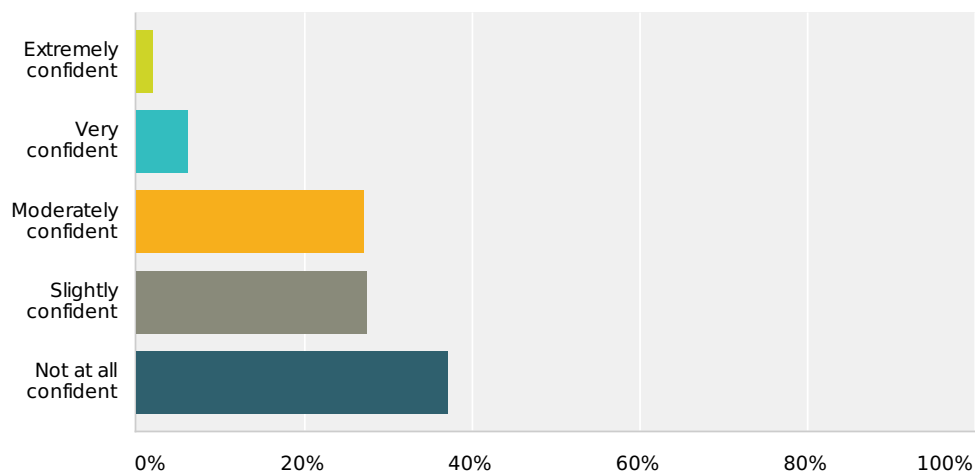
Answered: 1,542 Skipped: 22



Answer Choices	Responses	
Very satisfied	2.46%	38
Somewhat satisfied	15.05%	232
Somewhat dissatisfied	35.34%	545
Very dissatisfied	47.15%	727
Total		1,542

Q2 How confident are you in the future of the Postal Service?

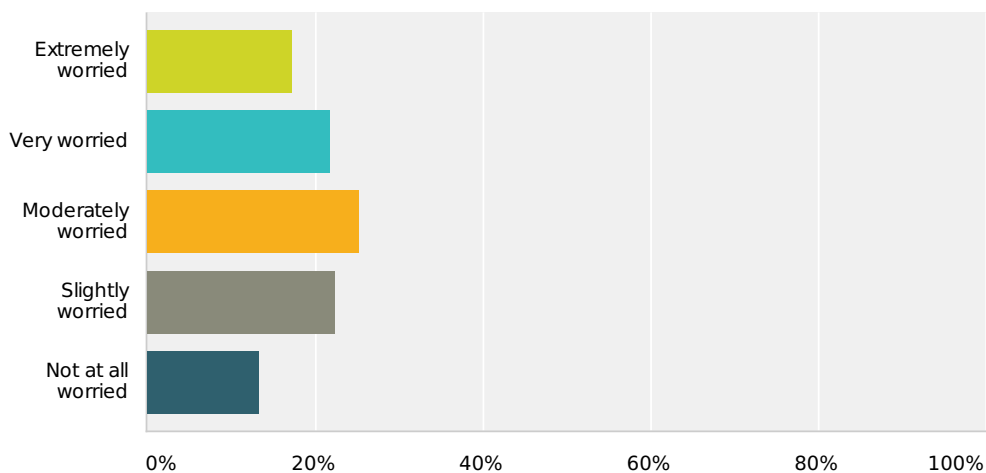
Answered: 1,541 Skipped: 23



Answer Choices	Responses	
Extremely confident	2.01%	31
Very confident	6.16%	95
Moderately confident	27.19%	419
Slightly confident	27.45%	423
Not at all confident	37.18%	573
Total		1,541

Q3 How worried are you about your own personal future with the Postal Service?

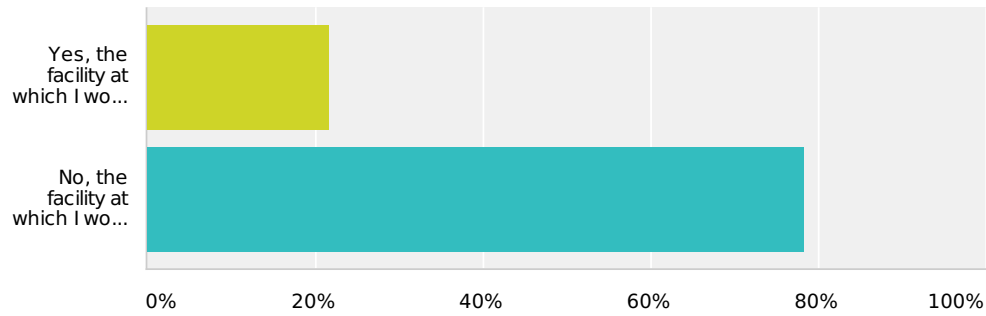
Answered: 1,535 Skipped: 29



Answer Choices	Responses	
Extremely worried	17.20%	264
Very worried	21.82%	335
Moderately worried	25.28%	388
Slightly worried	22.35%	343
Not at all worried	13.36%	205
Total		1,535

Q4 To the best of your knowledge, is the Postal Service considering or planning to close or consolidate postal facility at which you work?

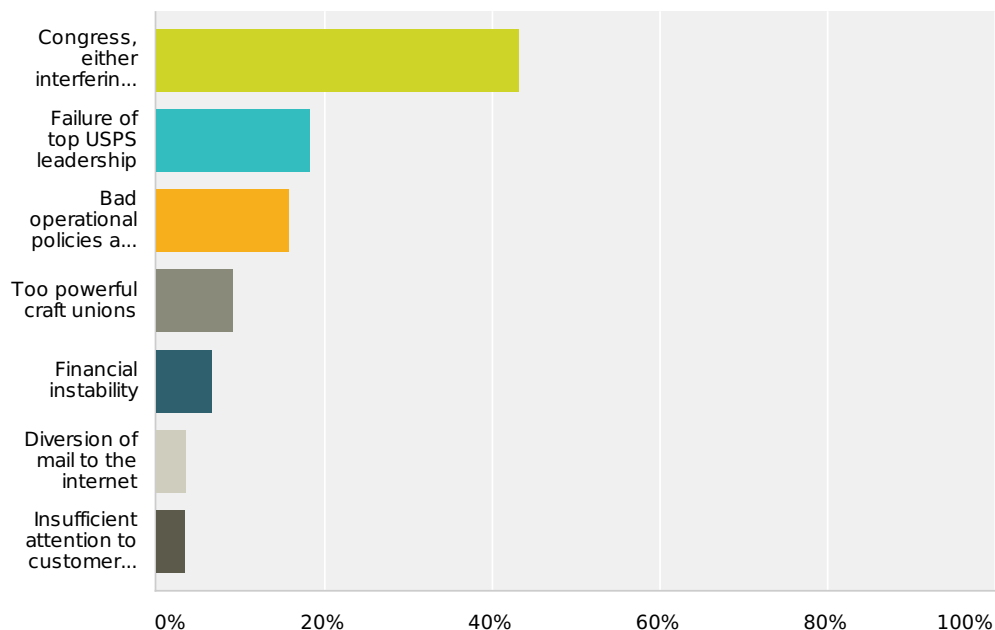
Answered: 1,491 Skipped: 73



Answer Choices	Responses	
Yes, the facility at which I work is under consideration or plans for closure or consolidation.	21.66%	323
No, the facility at which I work is not under consideration or plans for closure or consolidation.	78.34%	1,168
Total		1,491

Q5 The Postal Service faces significant problems internally and externally. Of the following choices, which is the greatest problem facing the Postal Service today?

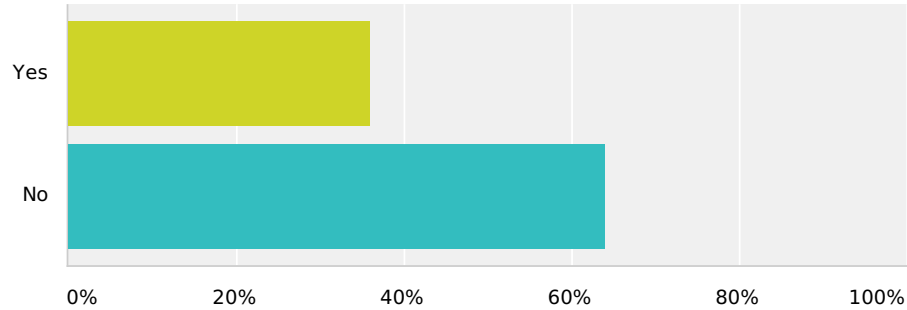
Answered: 1,534 Skipped: 30



Answer Choices	Responses	
Congress, either interfering too much or not acting at all	43.22%	663
Failure of top USPS leadership	18.32%	281
Bad operational policies and practices	15.78%	242
Too powerful craft unions	9.13%	140
Financial instability	6.65%	102
Diversion of mail to the internet	3.52%	54
Insufficient attention to customer service	3.39%	52
Total		1,534

Q6 Are you a current employee of the Postal Service AND eligible to retire? If you are a current employee and eligible to retire, we'd like to ask you a few questions.

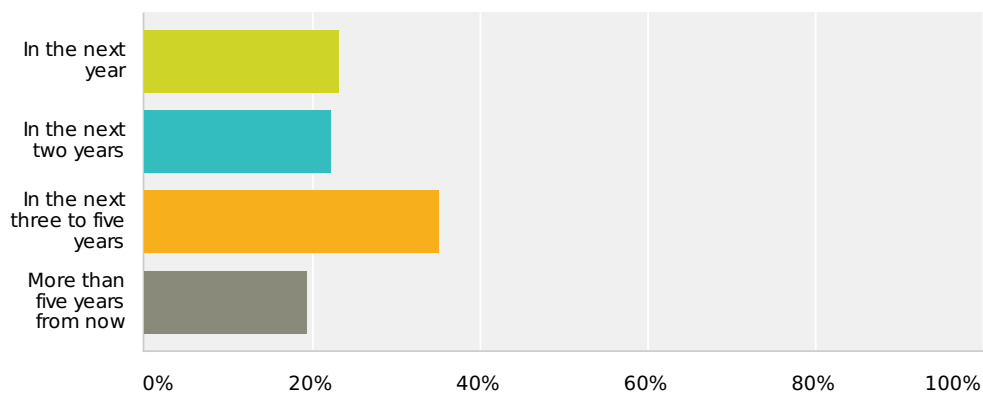
Answered: 1,558 Skipped: 6



Answer Choices	Responses	
Yes	36.01%	561
No	63.99%	997
Total		1,558

Q7 How soon do you expect to retire?

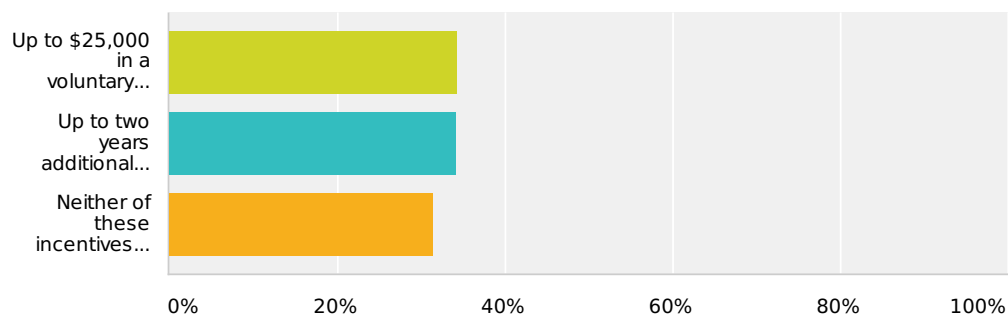
Answered: 547 Skipped: 1,017



Answer Choices	Responses	
In the next year	23.22%	127
In the next two years	22.30%	122
In the next three to five years	35.10%	192
More than five years from now	19.38%	106
Total		547

Q8 What incentives would most encourage you to voluntarily retire?

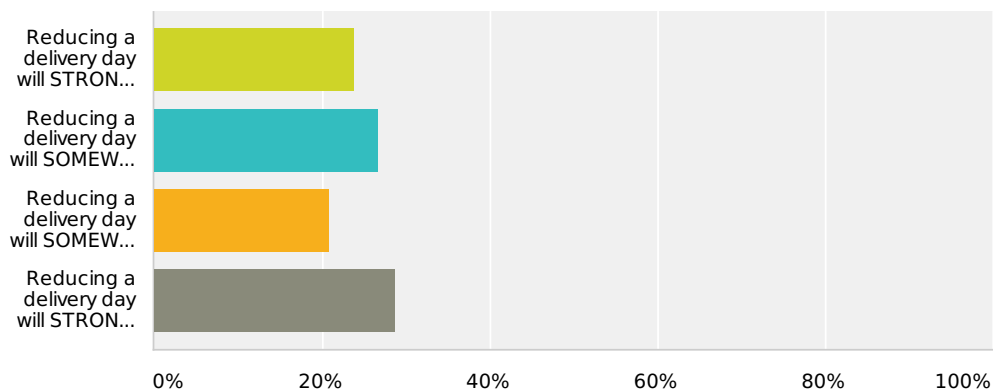
Answered: 550 Skipped: 1,014



Answer Choices	Responses
Up to \$25,000 in a voluntary separation incentive payment.	34.36% 189
Up to two years additional service credit for calculation of my retirement benefits.	34.18% 188
Neither of these incentives would encourage me to voluntarily retire.	31.45% 173
Total	550

Q9 Congress continues to block the Postal Service from ending Saturday delivery of mail. Do you believe reducing a delivery day will help or hurt the Postal Service in the long run?

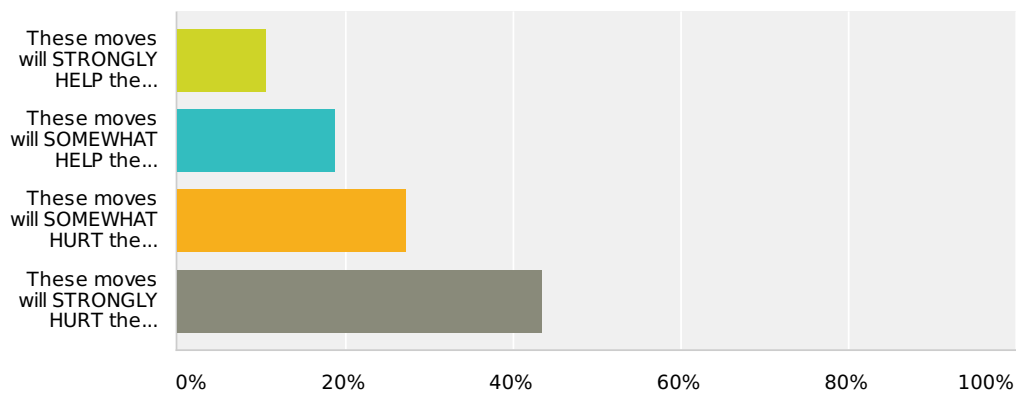
Answered: 1,517 Skipped: 47



Answer Choices	Responses	
Reducing a delivery day will STRONGLY HELP the Postal Service in the long run.	23.86%	362
Reducing a delivery day will SOMEWHAT HELP the Postal Service in the long run.	26.70%	405
Reducing a delivery day will SOMEWHAT HURT the Postal Service in the long run.	20.76%	315
Reducing a delivery day will STRONGLY HURT the Postal Service in the long run.	28.68%	435
Total		1,517

Q10 The Postal Service intends to reduce its delivery standards for First Class Mail and periodicals. The Postal Service says that reducing the delivery standards will allow it to reduce its processing plant capacity and its operating costs. It also will slow down the delivery of First Class Mail and periodicals. Do you believe these moves will help or hurt the Postal Service in the long run?

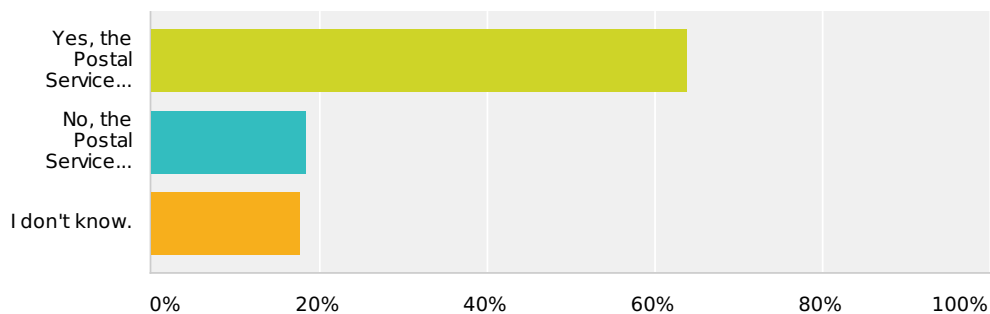
Answered: 1,525 Skipped: 39



Answer Choices	Responses	
These moves will STRONGLY HELP the Postal Service in the long run.	10.56%	161
These moves will SOMEWHAT HELP the Postal Service in the long run.	18.75%	286
These moves will SOMEWHAT HURT the Postal Service in the long run.	27.21%	415
These moves will STRONGLY HURT the Postal Service in the long run.	43.48%	663
Total		1,525

Q11 Some have proposed that the Postal Service "right-size" its mail processing facilities to reduce operations and personnel, but still retain current service standards. Do you favor this approach?

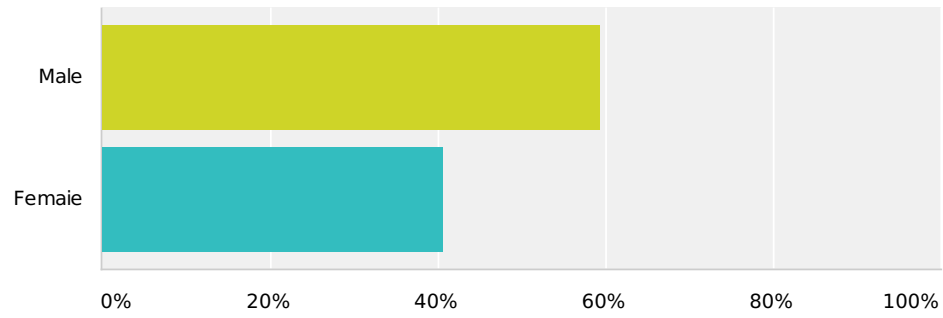
Answered: 1,516 Skipped: 48



Answer Choices	Responses	
Yes, the Postal Service should right-size the mail processing network and retain current service standards..	63.85%	968
No, the Postal Service should continue to close and consolidate mail processing facilities, reducing service standards where necessary.	18.40%	279
I don't know.	17.74%	269
Total		1,516

Q12 What is your sex?

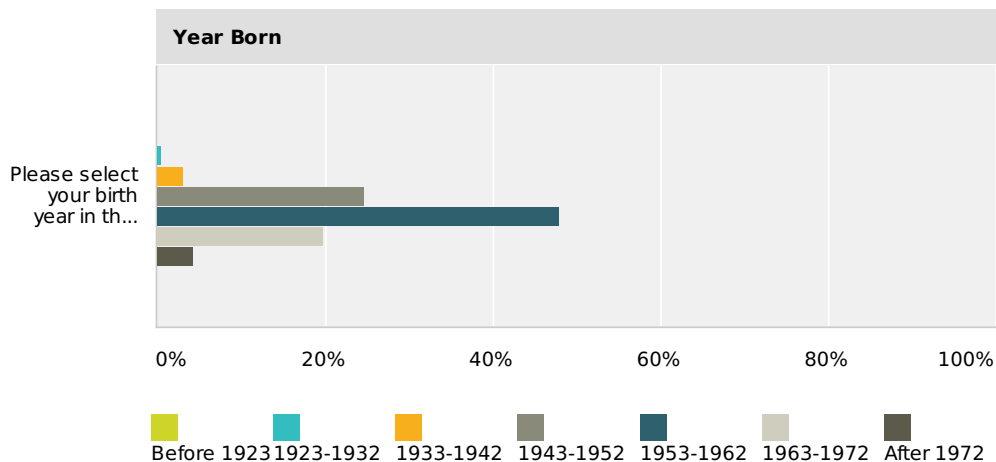
Answered: 1,494 Skipped: 70



Answer Choices	Responses	
Male	59.37%	887
Femaie	40.63%	607
Total		1,494

Q13 What year were you born?

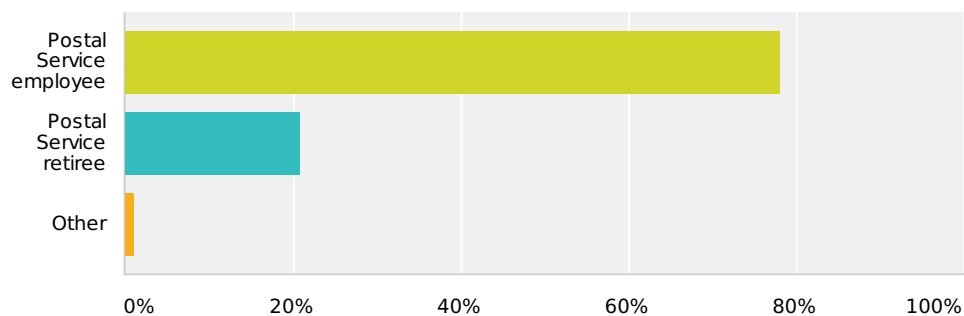
Answered: 1,461 Skipped: 103



Year Born								
	Before 1923	1923-1932	1933-1942	1943-1952	1953-1962	1963-1972	After 1972	Total
Please select your birth year in the range from the drop-down menu.	0% 0	0.41% 6	3.01% 44	24.64% 360	47.91% 700	19.78% 289	4.24% 62	1,461

Q14 Are you a Postal Service employee or retiree?

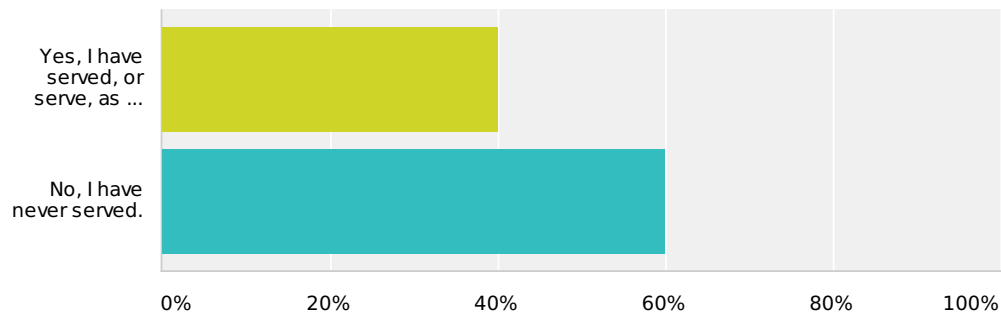
Answered: 1,498 Skipped: 66



Answer Choices	Responses	
Postal Service employee	78.10%	1,170
Postal Service retiree	20.83%	312
Other	1.07%	16
Total		1,498

Q15 Have you ever served, or do you currently serve, NAPS in an elected or appointed office at the branch, state or national level?

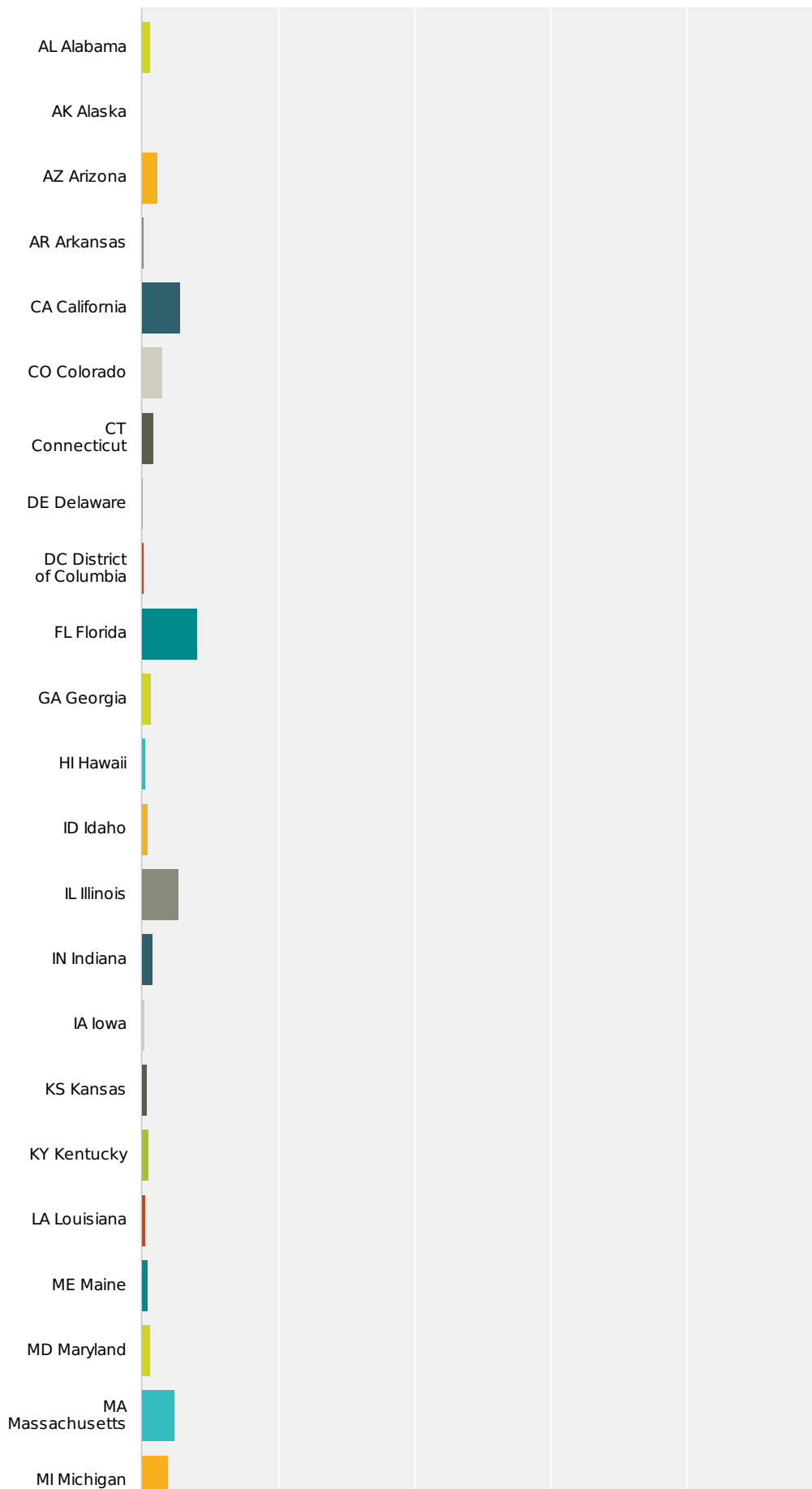
Answered: 1,488 Skipped: 76

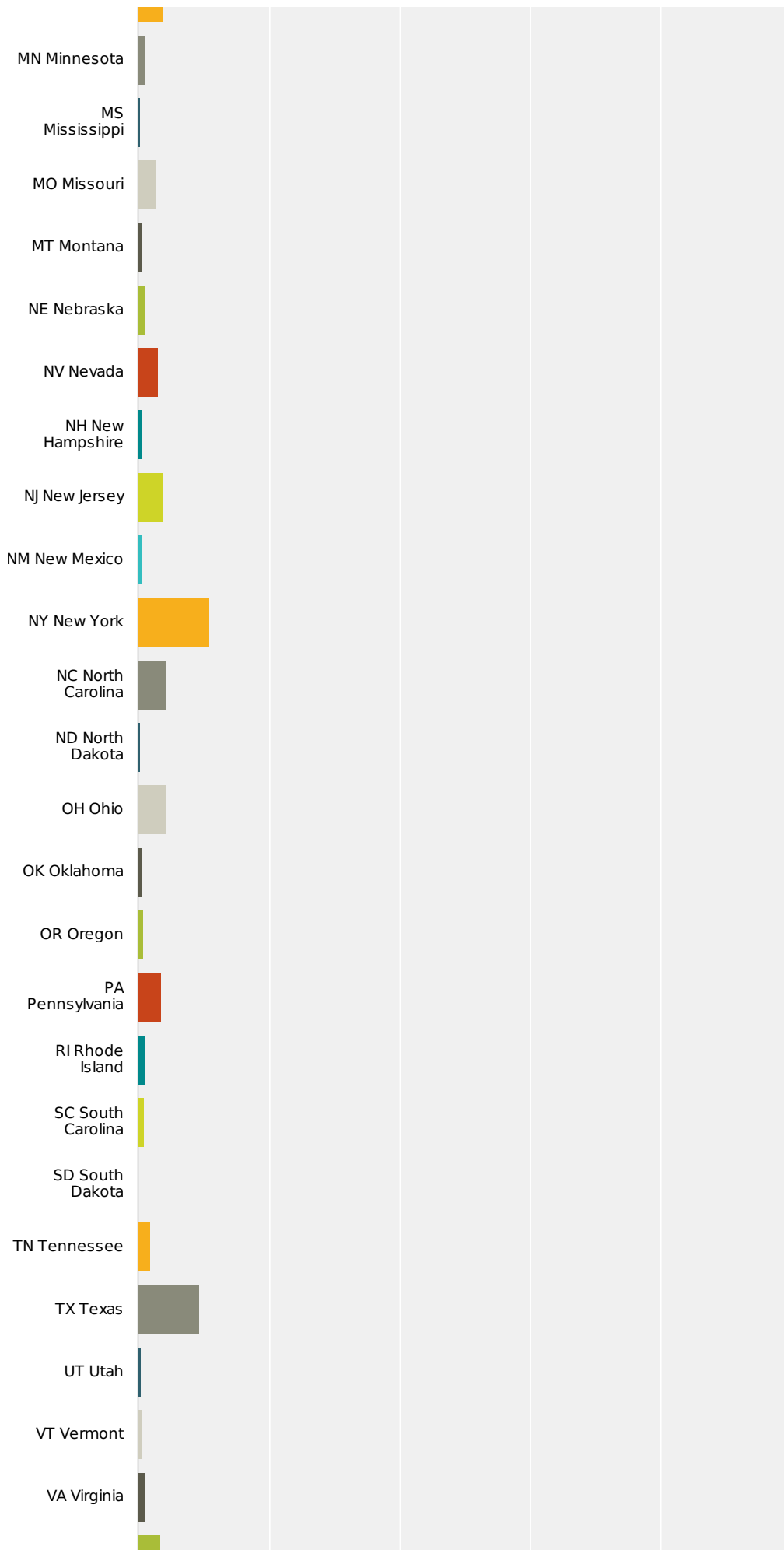


Answer Choices	Responses	
Yes, I have served, or serve, as a NAPS branch, state or national officer.	40.05%	596
No, I have never served.	59.95%	892
Total		1,488

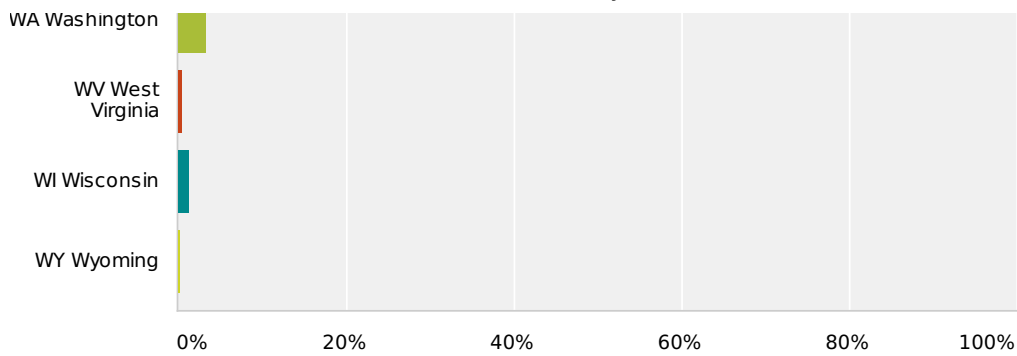
Q16 In which state do you live?

Answered: 1,485 Skipped: 79





NAPS Member Survey - 2013



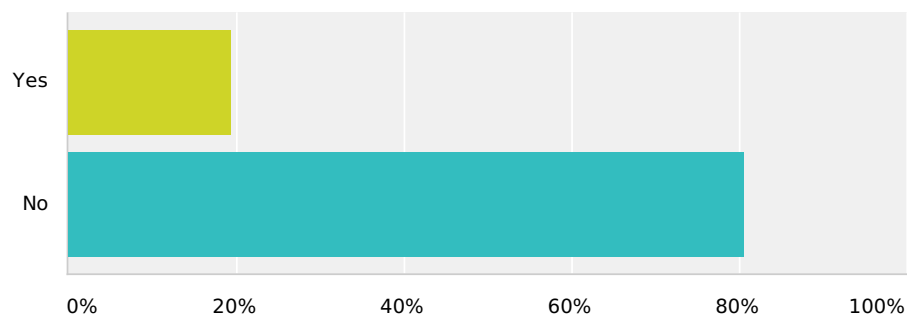
Answer Choices	Responses
AL Alabama	1.14% 17
AK Alaska	0% 0
AZ Arizona	2.15% 32
AR Arkansas	0.20% 3
CA California	5.52% 82
CO Colorado	2.96% 44
CT Connecticut	1.62% 24
DE Delaware	0.07% 1
DC District of Columbia	0.20% 3
FL Florida	8.08% 120
GA Georgia	1.21% 18
HI Hawaii	0.40% 6
ID Idaho	0.74% 11
IL Illinois	5.25% 78
IN Indiana	1.55% 23
IA Iowa	0.34% 5
KS Kansas	0.61% 9
KY Kentucky	0.94% 14
LA Louisiana	0.47% 7
ME Maine	0.74% 11
MD Maryland	1.14% 17
MA Massachusetts	4.71% 70
MI Michigan	3.77% 56
MN Minnesota	0.94% 14
MS Mississippi	0.20% 3
MO Missouri	2.63% 39
MT Montana	0.40% 6
NE Nebraska	1.01% 15
NV Nevada	2.90% 43
NH New Hampshire	0.47% 7
NJ New Jersey	3.77% 56
NM New Mexico	0.47% 7
Total	1,485

NAPS Member Survey - 2013

NY New York	10.84%	161
NC North Carolina	4.18%	62
ND North Dakota	0.13%	2
OH Ohio	4.18%	62
OK Oklahoma	0.54%	8
OR Oregon	0.67%	10
PA Pennsylvania	3.43%	51
RI Rhode Island	0.88%	13
SC South Carolina	0.74%	11
SD South Dakota	0%	0
TN Tennessee	1.68%	25
TX Texas	9.29%	138
UT Utah	0.34%	5
VT Vermont	0.47%	7
VA Virginia	0.94%	14
WA Washington	3.23%	48
WV West Virginia	0.47%	7
WI Wisconsin	1.21%	18
WY Wyoming	0.13%	2
Total		1,485

Q17 Are you planning to attend the 2013 NAPS Legislative Training Seminar?

Answered: 1,479 Skipped: 85



Answer Choices	Responses	
Yes	19.41%	287
No	80.59%	1,192
Total		1,479

Q18 Thank you! This completes the survey. If there are any additional comments you wish to provide, please provide them below.

Answered: 426 Skipped: 1,138